



# MONDAY




\_\_\_\_\_'S  
\$UPER DELICIOUS LUNCH!

# Tuesday



\_\_\_\_\_'S  
\$UPER DELICIOUS LUNCH!

# WEDNESDAY



\_\_\_\_\_'S  
\$UPER DELICIOUS LUNCH!

# THURSDAY



\_\_\_\_\_'S  
\$UPER DELICIOUS LUNCH!



\_\_\_\_\_'S  
\$UPER DELICIOUS LUNCH!

*hello!*  
**Lucky**  
LETTERPRESS CARDS & STATIONERY

## A WEEK OF LUNCH BAG LABELS

PRINT LABELS ON STICKER STOCK AND TRIM WITH A CRAFT KNIFE AND RULER, USING CROP MARKS AS YOUR GUIDE. APPLY TO FRONT OF A BROWN PAPER LUNCH BAG.

ALTERNATIVELY, YOU CAN PRINT ON COPY PAPER AND APPLY THE LABELS TO LUNCH BAGS WITH A GLUE STICK.